
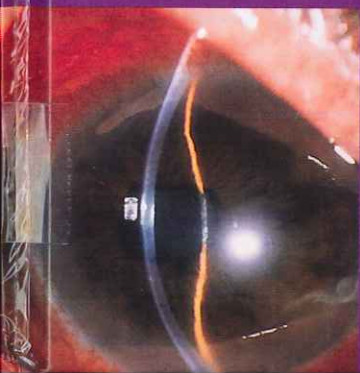
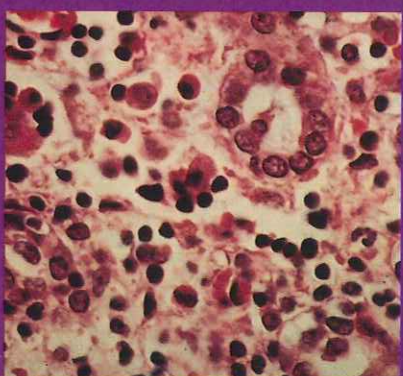
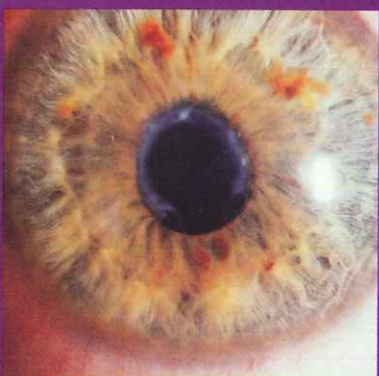


ANTERIOR SEGMENT INTRAOCULAR INFLAMMATION GUIDELINES

Edited by

David BenEzra • Shigeaki Ohno • Antonio G Secchi • Jorge L Alió



MARTIN DUNITZ

© Martin Dunitz 2000

First published in the United Kingdom in 2000 by
Martin Dunitz Ltd
The Livery House
7-9 Pratt Street
London NW1 0AE
Tel. 171 482 2202

All rights reserved. No part of this publication may be reproduced, stored in a retrieval system, or transmitted in any form or by any means, electronic, mechanical, photocopying, recording or otherwise, without the prior permission of the publisher or in accordance with the provisions of the Copyright Act 1988, or under the terms of any licence permitting limited copying issued by the Copyright Licensing Agency, 90 Tottenham Court Road, London W1P 9HE

A CIP catalogue record for this title is available from the British Library

ISBN 1-85317-960-4

Composition by Scribe Design, Gillingham, Kent
Printed and bound in Spain by Grafos S.A.

Contents

| | |
|---|-----------|
| Preface | vii |
| Acknowledgments | ix |
| Abbreviations Used | xi |
| Introduction | xv |
| Section 1. Overview of Anterior Segment Intraocular Inflammation | 1 |
| Chapter 1. General Description | 3 |
| Introduction | 3 |
| Classification of intraocular inflammation | 3 |
| Common clinical features | 4 |
| Epidemiology | 8 |
| Symptoms | 9 |
| Signs | 10 |
| Complications | 15 |
| Characteristic patterns | 18 |
| Chapter 2. Etiology and Pathogenesis | 22 |
| Introduction | 22 |
| Endotoxin-induced uveitis (EIU) | 22 |
| Leukocyte-endothelium interaction | 23 |
| Expression of adhesion molecules | 24 |
| Breakdown of blood-ocular barriers | 24 |
| Cytokines | 24 |
| Nitric oxide and other inflammatory mediators | 25 |
| Conclusion | 25 |
| Chapter 3. Investigation | 29 |
| Introduction | 29 |
| The tailored ASII screen | 29 |
| Investigation of the nature and severity of ocular inflammation | 32 |
| Investigation of the patient prior to therapy | 35 |
| Section 2. Types of Anterior Segment Intraocular Inflammation | 39 |
| Chapter 1. Infectious ASII | 41 |
| Bacterial infections | 41 |
| Endophthalmitis: bacterial and fungal | 44 |
| Acute postoperative endophthalmitis (APE) | 45 |
| Delayed-onset postoperative endophthalmitis (DOPE) | 48 |
| Post-traumatic endophthalmitis (PTE) | 52 |
| Endogenous endophthalmitis (EE) | 54 |

| | |
|--|------------|
| Viral infections | 58 |
| Overview | 58 |
| Herpes simplex virus (HSV) | 59 |
| Varicella-zoster virus (VZV) | 62 |
| Epstein-Barr virus (EBV) | 67 |
| Cytomegalovirus (CMV) | 69 |
| Human immunodeficiency virus (HIV) | 70 |
| Human T-cell lymphotropic virus, type 1 (HTLV-1) | 72 |
| Parasitic ocular infections | 73 |
| Overview | 73 |
| Onchocerciasis | 75 |
| Chapter 2. Non-infectious ASII, Predominantly Involving the Eye Alone | 84 |
| HLA-B27-associated ASII without systemic disease | 84 |
| Fuchs' heterochromic cyclitis (FHC) | 87 |
| Glaucomatocyclitic crisis (Posner-Schlossman syndrome) | 90 |
| Lens-associated uveitis | 94 |
| Postoperative ASII | 97 |
| Chapter 3. Non-infectious ASII, Associated with Systemic Disease | 104 |
| HLA-B27-associated ASII | 104 |
| Introduction | 104 |
| Ankylosing spondylitis | 106 |
| Reiter's syndrome | 109 |
| Inflammatory bowel disease | 112 |
| Psoriasis associated uveitis | 115 |
| Juvenile rheumatoid arthritis (JRA) | 117 |
| Kawasaki disease | 127 |
| Behçet's disease | 130 |
| Sarcoidosis | 134 |
| Tubular interstitial nephritis and uveitis (TINU) | 140 |
| Chapter 4. Masquerade Syndromes | 148 |
| Section 3. Management of Anterior Segment Intraocular Inflammation | 157 |
| Chapter 1. Medical Management | 159 |
| Introduction | 159 |
| General approach to treatment: infectious vs non-infectious | 160 |
| Assessment of non-infectious ASII | 161 |
| Pre-treatment work-up | 163 |
| Drugs used in the treatment of ASII | 164 |
| Monitoring response to treatment | 170 |
| Monitoring for adverse effects of treatment | 172 |
| Conclusions | 173 |
| Chapter 2. Surgical Management | 177 |
| Introduction | 177 |
| Patient preparation | 178 |
| Surgery for specific conditions | 178 |
| Index | 183 |